

GP12c

12 CHANNEL 2.4 kW DIMMER RACK



DESCRIPTION

The Jands GP12c is a fully featured 12 channel dimmer rack designed for small, portable lighting control applications where cost efficiency and ease of use are a priority.

The GP12c's design is based on tried and tested circuitry, ensuring complete reliability of operation.

FEATURES

- * 12 × 2.4 kW dimming channels
- * DMX-512 digital control protocol
- * Loop-through DMX output with terminating switch
- * Soft turn on characteristic
- * Opto-fired triac output devices
- * Jands Ferrodip™ chokes
- * Three LEDs to indicate that each of the three phases of the mains supply are active
- * "DMX-IN" LED for DMX signal status
- * Two DMX-bank select switches
- * Built-in test facilities
- * Dimmer curves set for linear relationship between the control input and output power
- * Compensates for fluctuations in the mains supply voltage and minimises the effect of superimposed control tones, ensuring a constant light output and increased lamp life
- * May be rack mounted or attached to a wall by means of the supplied mounting brackets
- * Full width monoblock aluminium heatsink for maximum heat dissipation
- * CE and V approved

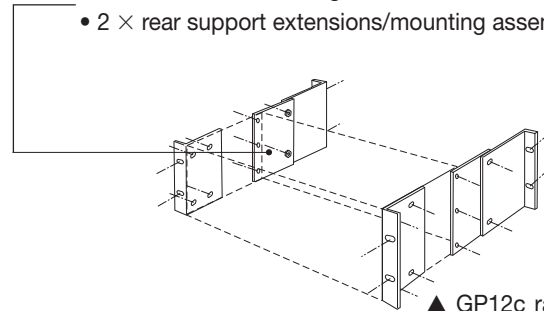
OVERALL SPECIFICATIONS

Channels:	12
Power rating:	2.4 kW (10A/240V) per channel
Power supply type:	3-phase, 240V phase-to-neutral (415V phase-to-phase) with earth
Power requirements:	3-phase 240 VAC / 50 Hz, 40A/phase max., full size (40A) neutral required plus earth*
Mains input connector rating:	32A as standard*, 40A available on request
Dissipation:	<1.0% of output load (288W max.)
Dimmer curve:	Linear power
Max. ambient operating temp:	40°C

Current:	40A per phase (max.)*
Control input:	DMX-512/1990 protocol
Input connector:	5-pin AXR with loop-through socket and termination switch
Output connectors:	1 × 3-pin Australian 10A outlet per channel
Output risetime:	> 130 μs (10%~90%)
	Output current risetime 100mA/μs
Output protection:	12 × 10A 3AG ceramic fuse (Buss Bk-ABC-10)
Control fuses:	3 × M205 T63 mA
Test facility:	12-way channel selection using DMX select switches
Dimensions:	483mm(19")(W)×255mm(D)×132mm(3RU)(H)
Net/shipping weight:	15.5/19.7 kg

SUPPLIED ACCESSORIES

- Operating manual
- 2 m power cable and 3-phase plug (Clipsal 56P532 32A)*
- 2 × rack /wall mounting brackets
- 2 × rear support extensions/mounting assemblies



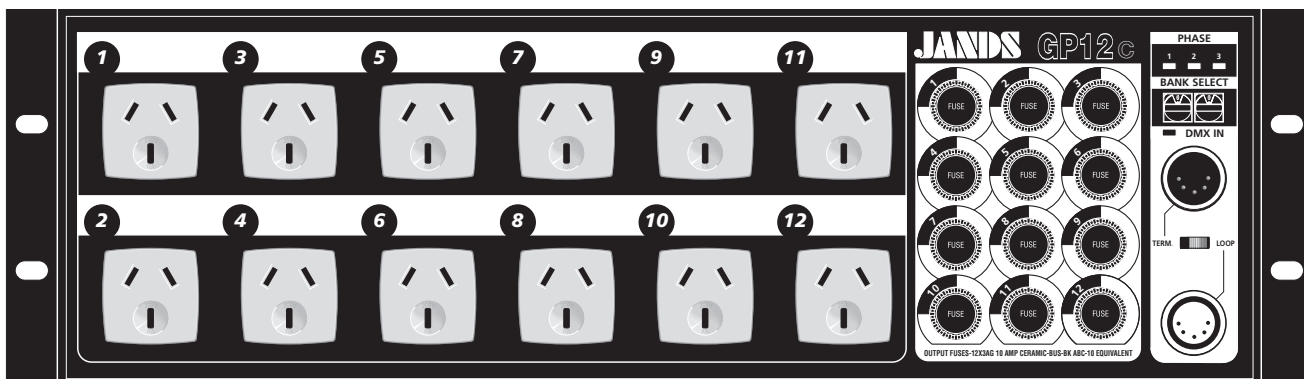
▲ GP12c rack mounting and rear support brackets

ORDERING INFORMATION

MODEL/PART	PART No.
• GP12c	JND-GP12-A
• Roobar II (3RU) stackable equipment rollcage	JND-ROOBARII-3RU

*32A mains input connector offered as standard due to the popularity of these sockets in venues across Australia. User **MUST** ensure supply socket is suitably protected.

THE MAINS INPUT CONNECTOR MUST NOT BE OVERLOADED.



▲ GP12c front panel

12 CHANNEL 2.4 kW DIMMER RACK

GP12c

GP12c 12 CHANNEL 2.4 kW DIMMER RACK



ARCHITECTS & ENGINEERS SPECIFICATION

Electronics

The dimmer rack shall receive and decode banks of twelve (12) control signals complying with the industry standard USITT DMX-512/1990 protocol. The DMX In and Loop sockets on the front panel shall be five-pin AXR.

If the DMX signal is interrupted, the dimmer outputs shall default to the last received DMX packet.

The DMX circuitry shall incorporate a DMX Terminate switch to reduce signal reflections on long signal lines.

The dimmer rack shall have a control response time of not more than ten (10) milliseconds, input to output.

The dimmer rack shall utilise two miniature BCD rotary switches to select the DMX bank allocated to that dimmer.

The dimmer rack shall use a dimmer curve to match a linear control input versus power output relationship. Each of the twelve (12) dimmer channels shall smoothly control loads from 25 watts to 2400 watts.

The dimmer rack shall utilise Jands Ferrodip™ chokes which are acoustically quiet and provide a risetime in excess of 130 microseconds.

The dimmer rack shall be factory tested and cyclically burned-in for a minimum of 24 hours.

Electrical

The dimmer rack shall operate from a three-phase plus neutral and earth supply of 415 volts AC phase-to-phase, and with a nominal supply frequency of 50 Hz.

The dimmer rack shall draw 40 amps per phase when all output channels are fully loaded.

The dimmer rack shall feature twelve (12) identical channels capable of driving 2.4 kW loads. All channel outputs shall be protected by 10 amp ceramic-filled fuses.

The dimmer rack shall be supplied with a two (2) metre power cable fitted with a 32 amp three-phase connector (Australia only).

Mechanical

The dimmer rack shall be designed to either mount in a standard 19-inch equipment rack or be permanently attached to a wall with the supplied rear-mounting brackets.

The dimmer rack shall be 482 mm wide × 255 mm deep × 133 mm high (3RU).


The dimmer rack shall be constructed of 1.6 mm steel, and shall be provided with a removable lid for access to internal electronics. All chassis surfaces shall be properly treated and finished in powdercoat or zinc dichromate passivating. The rear heatsink assembly shall be cast in aluminium.

The control surface shall be scratch-resistant 0.25 mm Lexan with legends reverse silk-screen printed from behind.

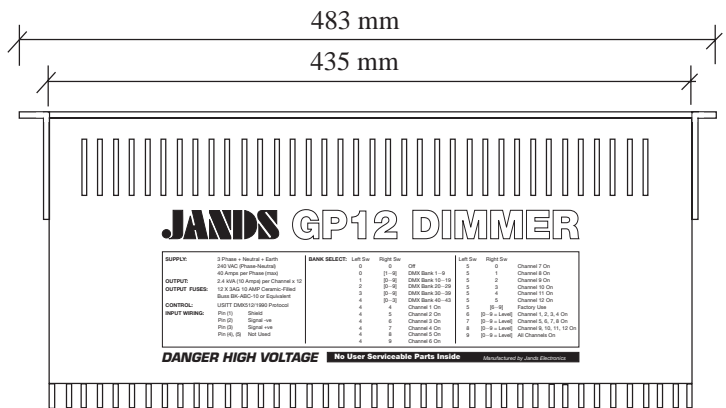
All operator controls and indicators shall be provided on the front face of the dimmer.

The dimmer rack chassis shall be designed to allow for adequate convection cooling of the heatsink assembly, provided the ambient temperature does not exceed 45°C (113°F).


The dimmer shall be the JANDS GP12c.



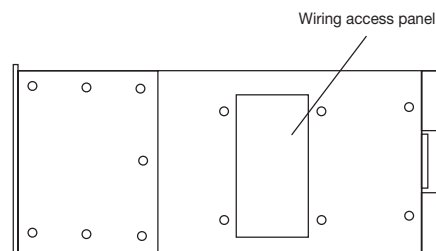
▲ GP12c dimmer - front panel



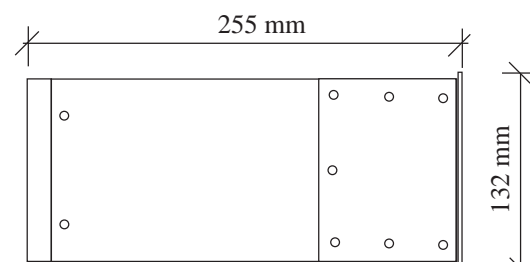
▲ GP12c dimmer - top view



▲ GP12c dimmer - back panel



▲ GP12c dimmer - right side



▲ GP12c dimmer - left side

12 CHANNEL 2.4 kW DIMMER RACK

GP12c