

HPX12-Switch

12 CHANNEL DMX CONTROLLED POWER DISTRIBUTION



DESCRIPTION

The Jands HPX represents a fully featured range of power control products designed for the remote control of mains powered equipment. It is offered in both dimming and switching variants specifically targeted at the professional lighting industry worldwide, but has additional applications outside this market.

The HPX Switch is used to remotely activate and deactivate mains loads. It is available in 100 to 240VAC supply, 10A or 20A channel current rating, with a variety of output connector options. Additionally the HPX can be powered from two phase power supplies frequently used in the USA and Japan while maintaining equal numbers of channels per phase. The HPX will operate from mains power supply frequencies of between 40 and 66Hz with no setting changes.

The HPX has been designed with flexibility and ease of use as a priority. The high brightness display used on the standard control panel ensures the product is easy to use in dark environments, while the feature set has been optimised for use in driveway hire applications.

The HPX Switch includes a dedicated control input that can be used to remotely activate the outputs. When used to control high in-rush loads such as audio power amplifiers, the delay between channel activations can be adjusted by the user.

FEATURES

- DMX-512 digital control protocol
- Internal DMX-512 termination
- Three mains phase indicator LEDs
- Multiple status indicators
- Digital DMX-512 start channel display
- Built-in test facilities
- Single, two, or three phase operation
- Dual temperature controlled DC fans
- High current relay control

OVERALL SPECIFICATIONS

Channels:	12
Power rating:	10A or 20A per channel.
Mains type:	1, 2 or 3-phase with neutral
Mains voltage:	100 to 230VAC phase to neutral
Mains Frequency:	40-66Hz
Operating temp:	0 - 40°C max
Output protection:	Thermal/magnetic circuit breakers per channel
DMX Control input:	ANSI E1.11 DMX512A protocol
Input connector:	5-pin AXR with loop-through socket and termination function
Start Channel:	Any number from 1 to 512
User Interface:	3 x 7 segment red LED + 4 switches
Indicators:	3 x blue, 2 x bicolour, 1 red, 1 x green
CRTL Input:	5V DC
Sequence Delay:	0.0-5.0 seconds
Sequence Connector:	RJ45
Test facility:	Individual channels
Dimensions:	478mm(19")(W) x 450mm(D) x 133mm (3RU) OR 177mm (4RU) (H)
Net/shipping weight:	Approx 10kg (Dependant upon the selected configuration)

SUPPLIED ACCESSORIES

- 2m 3-phase lead and plug (Specify plug when ordering) Note: lead and plug not supplied with hardwire and export product
- 2 x heavy duty rear mounting support brackets

▼ HPX dimmer front panel when fitted with Standard Control panel and Channel control option



12 CHANNEL DMX CONTROLLED POWER DISTRIBUTION

HPX12-Switch

HPX12-Switch

12 CHANNEL DMX CONTROLLED POWER DISTRIBUTION



OPTION INFORMATION

Standard Model Information (Proposed)

Model	Chans	RiseTime	Channel Current	Output Device	Input Connector	Output Connectors	Chassis	Notes
JND-HPX12-AZ290	12	NA	20A	Relay	Clipsal P550 or equiv	Australian 20A	3RU	Aus/NZ general purpose
JND-HPX12-AZ291	12	NA	20A	Relay	Clipsal P550 or equiv	Socapex 19 pin or equivalent	3RU	Aus/NZ Socapex model
JND-HPX12-AZ292	12	NA	20A	Relay	Hardwire	Hardwire	3RU	Aus/NZ Hardwire
JND-HPX12-US291	12	NA	20A	Relay	No Tail	Socapex 19 pin or equivalent	3RU	US Socapex
JND-HPX12-US292	12	NA	20A	Relay	Hardwire	Hardwire	3RU	US Hardwire
JND-HPX12-EU291	12	NA	20A	Relay	No tail	Socapex 19 pin or equivalent	3RU	European Socapex
JND-HPX12-EU292	12	NA	20A	Relay	Hardwire	Hardwire	3RU	European Hardwire

Contact Jands for further information

12 CHANNEL DMX CONTROLLED
POWER DISTRIBUTION

HPX12-Switch

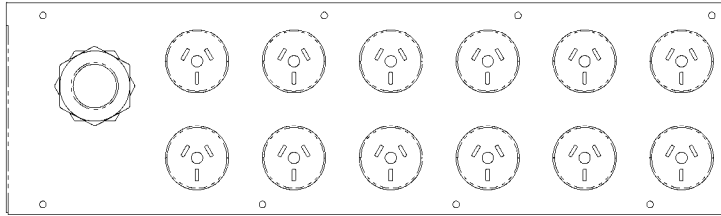
HPX12-Switch

12 CHANNEL DMX CONTROLLED
POWER DISTRIBUTION

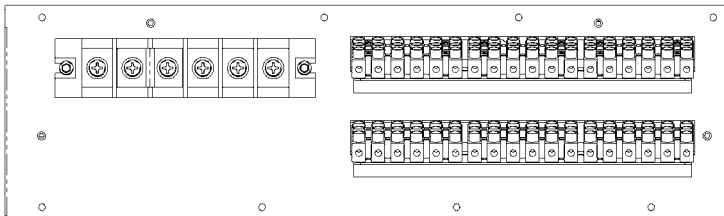


OPTION INFORMATION

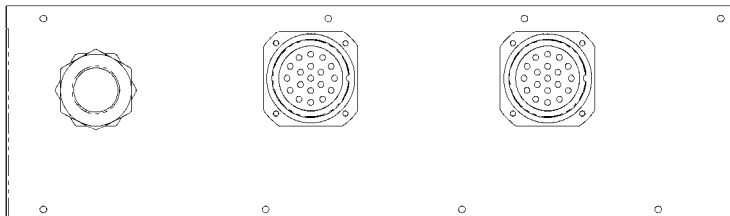
Back Panel Options



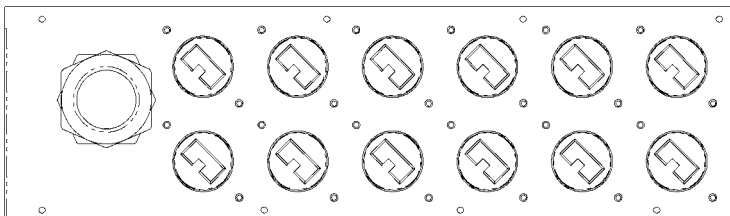
Australian output sockets



Hardwire input and output connections, shown with cover removed



19 pin Socapex Equivalent Output Sockets



Japanese "C" Type output sockets

12 CHANNEL DMX CONTROLLED
POWER DISTRIBUTION

HPX12-Switch

HPX12-Switch

12 CHANNEL DMX CONTROLLED POWER DISTRIBUTION



ARCHITECT & ENGINEERS SPECIFICATIONS

Electronics

The DMX controlled power distribution products shall receive and decode twelve (12) control channels complying with the industry standard ANSI E1.11 DMX512-A protocol.

A digital display and miniature switches shall be used to select the DMX start channel, control the test functions, and set other operating modes. The start channel shall be able to be set to any valid DMX number from 1 to 512. The DMX circuitry shall incorporate an internal terminate facility that when activated minimises signal reflections on long data control lines.

In addition to the DMX input the DMX controlled power distribution products shall feature a Control input connector on the front panel. The Control input shall allow a single low voltage switch closure to activate all of the enabled channels. The delay between channel activations shall be adjustable from the menu in 0.5 second increments. The circuitry shall be designed to allow multiple DMX controlled power distribution products to be controlled from one physical switch.

The output switching elements shall be high current relays selected for long life. An air gap shall be present in the Active output of any channel that is switched off. Electronic switching mechanisms that do not result in an air gap shall not be acceptable.

The DMX controlled power distribution products shall be factory tested and cyclically burned-in for a minimum of 24 hours.

Electrical

The power control products shall operate from a single, dual, or three-phase plus neutral and earth AC supply of between 150 and 415 VAC phase-to-phase with a frequency of between 40 and 66 Hz.

All channel outputs shall be protected by suitably rated thermal/magnetic circuit breakers. The output connector shall be selected at time of order from a range of internationally preferred items.

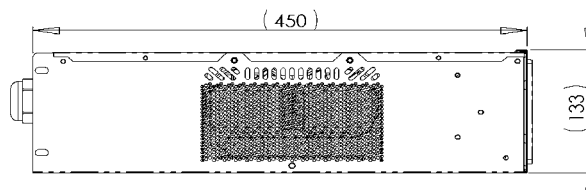
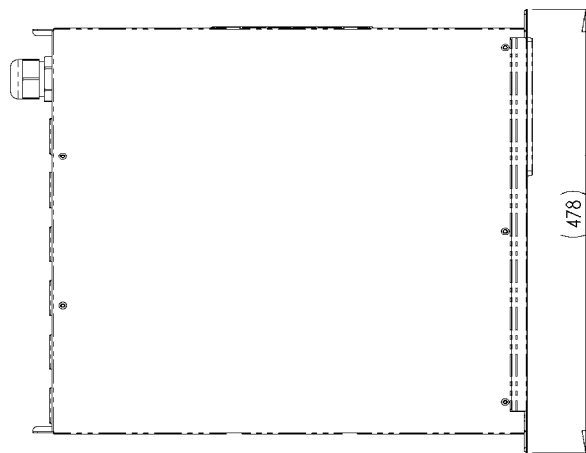
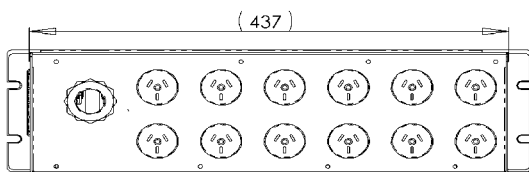
Mechanical

The DMX controlled power distribution products shall be designed to mount in a standard 19-inch equipment rack, and be 478mm wide x 450mm deep x 133mm (3RU) or 177mm (4RU) high.

The chassis shall be constructed primarily from 1.2 mm steel, and shall be provided with a removable lid for access to internal electronics. The internal structure shall allow for easy access to the switching devices, should they require replacement in service. All metal surfaces shall be properly treated and finished in powdercoat or zinc plating. Rear support brackets shall be provided as standard.

The control surface shall be scratch-resistant 0.25 mm polyester with legends printed from behind.

The power control products shall be designed to operate in ambient temperatures not greater than 40°C. Adequate ventilation must be provided.



12 CHANNEL DMX CONTROLLED POWER DISTRIBUTION

HPX12-Switch